




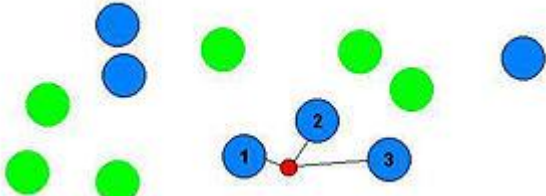



Petanque Rules for Beginners

1.		<p>The game is played by 2 teams of 1 or 2 players.</p> <p>Teams use 3 boules per player.</p> <p>The area of play shall be a minimum of 12m x 3m.</p>
2.		<p>Toss a coin to choose which team will start.</p> <p>A player on this team chooses the starting point by drawing a circle of about 50cm in diameter.</p>
3.		<p>This player tosses the little target ball usually between 6 to 10 meter away, but not closer than 50cm from any obstacle.</p> <p>The thrower's feet must stay inside the circle until the jack has reached the ground.</p>
4.		<p>Any player from this team then throws the first boule, trying to place it as close as possible to the target ball.</p> <p>Again, both feet must remain inside the circle when throwing.</p>
5.		<p>A player of the second team comes into the circle and tries to throw a boule even closer to the target ball.</p> <p>Or knocks away the first team's leading boule.</p> <p>The boule nearest to the target ball leads.</p>
6.		<p>It's up to the team not leading to throw until they get a leading boule. Then it's up to the other team again.</p> <p>When a team has no boules left the other team throws their remaining boules and tries to place them as close as possible to the target ball.</p>
7.		<p>When neither team has any boules left the points are counted.</p> <p>Only the leading team scores: as many points as it has boules that are closer to the target than the best one of the losing team.</p> <p>In the example on the left, the "blue" team has 3 boules closer to the target ball than the nearest boule from the "green" team, and thus gets 3 points.</p>
8.		<p>An "end" is over when each team has thrown all its boules. The winning team starts a new end, by drawing a circle where the previous end finished, and tossing the target ball again.</p> <p>The game continues until one of the teams has accumulated 13 points.</p>